



## Wide Band Low Noise Amplifier 50-69GHz



### Features

- Noise Figure: 3.8dB Typical
- P1dB: +15dBm Typical
- Gain: 10dB Typical

### Typical Applications

- Wireless Infrastructure
- Test and Measurement
- Military and Aerospace

Electrical Specifications, TA = +25°C. Vd = +5V, Vg = -5V

| Parameter                                      | Min.                           | Typ. | Max. | Min. | Typ. | Max. | Units  |
|--|--------------------------------|------|------|------|------|------|--------|
| Frequency Range                                | 50                             |      | 58   | 59   |      | 69   | GHz    |
| Gain   |                                | 20   |      |      | 14   |      | dB     |
| Gain Flatness                                  |                                | ±1   |      |      | ±2   |      | dB     |
| Gain Variation Over Temperature<br>(-45 ~ +85) |                                | ±0.5 |      |      | ±0.5 |      | dB     |
| Noise Figure                                   |                                | 3.8  |      |      | 3.8  |      | dB     |
| Input Return Loss                              |                                | 15   |      |      | 15   |      | dB     |
| Output Return Loss                             |                                | 8    |      |      | 10   |      | dB     |
| Output Power for 1 dB Compression (P1dB)       |                                | 13   |      |      | 12   |      | dBm    |
| Supply Current (Vcc=+5V)                       |                                | 220  |      |      | 220  |      | mA     |
| Isolation S12                                  |                                | 53   |      |      | 53   |      | dB     |
| Input Max Power (No damage)                    |                                |      | +2   |      |      | +2   | dBm    |
| Weight   | 0.71                           |      |      |      |      |      | ounces |
| Impedance                                      | 50                             |      |      |      |      |      | Ohms   |
| Input / Output Connectors                      | 1.85mm-Female                  |      |      |      |      |      |        |
| Finish   | Gold Plated                    |      |      |      |      |      |        |
| Material                                       | Aluminum / Copper              |      |      |      |      |      |        |
| Package Sealing                                | Epoxy Sealed (Standard)        |      |      |      |      |      |        |
|  | Hermetically Sealed (Optional) |      |      |      |      |      |        |



**Absolute Maximum Ratings**

|                |             |
|----------------|-------------|
| Drain Biasing  | +5.2 Vdc    |
| Gate Biasing   | -5 Vdc      |
| RF Input Power | Psat – Gain |

Note: Maximum RF input power is set to assure safety of amplifier. Input power may be increased at own risk to achieve full power of amplifier. Please reference gain and power curves.

**Biasing Up Procedure**

|                            |   |
|----------------------------|---|
| Step 1                     | Connect input and output with 50 Ohm source/load. |
| Step 2                     | Connect Ground Pin                                |
| Step 3                     | Connect -5Vdc Biasing                             |
| Step 4                     | Connect +5Vdc Biasing                             |
| <b>Power OFF Procedure</b> |   |
| Step 1                     | Turn Off +5Vdc Biasing                            |
| Step 2                     | Turn off -5Vdc Biasing                            |
| Step 3                     | Remove RF Connection                              |
| Step 4                     | Remove Ground                                     |

**Environmental Specifications and Test Standards**

| Parameter                        | Standard  | Description   |
|----------------------------------|---|---|
| Operational Temperature          | MIL-STD-39016   | -45°C~+55°C (Case Temperature less than +85C)   |
| Storage Temperature              |   | -50°C~+125°C  |
| Thermal Shock                    |   | 1 Hour@ -45°C → 1 Hour @ +85°C (5 Cycles)   |
| Random Vibration                 |   | Acceleration Spectral Density 6 (m/s)<br>Total 92.6 RMS   |
| Electrical & Temperature Burn In |   | Temperature +85°C for 72 Hours  |
| Shock                            |   | 1. Weight >20g, 50g half sine wave for 11ms, Speed variation 3.44m/s<br>2. Weight <=20g, 100g Half sine wave for 6ms, Speed variation 3.75m/s<br>3. Total 18 times (6 directions, 3 repetitions per direction). |
| Altitude                         | Standard: 30,000 Ft (Epoxy Sealed Controlled Environment)<br>Optional: Hermetically Sealed (60,000 ft. 1.0 PSI min) |   |
| Hermetically Sealed (Optional)   | MIL-STD-883   | MIL-STD-883 (For Hermetically Sealed Units)   |

Note: The operating temperature for the unit is specified at the package base. It is the user's responsibility to ensure the part is in an environment capable of maintaining the temperature within the specified limits

**Wide Band Low Noise Amplifier 50-69GHz**



| Ordering Information |                                 |
|----------------------|---------------------------------|
| Part No.             | Description                     |
| R50G69GSA            | 50GHz~69GHz Low Noise Amplifier |

### Amplifier Use

Ensure that the amplifier input and output ports are safely terminated into a proper 50 ohm load before turning on the power. Never operate the amplifier without a load. A proper 50 ohm load is defined as a load with impedance less than 1.9:1 or return loss larger than 10dB relative to 50 Ohm within the specified operating band width.

#### Power Supply Requirements

Power supply must be able to provide adequate current for the amplifier. Power supply should be able to provide 1.5 times the typical current or 1.2 times the maximum current (whichever is greater).

In most cases, RF - Lambda amplifiers will withstand severe mismatches without damage. However, operation with poor loads is discouraged. If prolonged operation with poor or unknown loads is expected, an external device such as an isolator or circulator should be used to protect the amplifier.

Ensure that the power is off when connecting or disconnecting the input or output of the amp.

Prevent overdriving the amplifier. Do not exceed the recommended input power level.

Adequate heat-sinking required for RF amplifier modules. Please inquire.

Amplifiers do not contain Thermal protection, Reverse DC polarity or Over voltage protection with the exception of a few models. Please inquire.

Proper electrostatic discharge (ESD) precautions are recommended to avoid performance degradation or loss of functionality.

#### What is not covered with warranty?

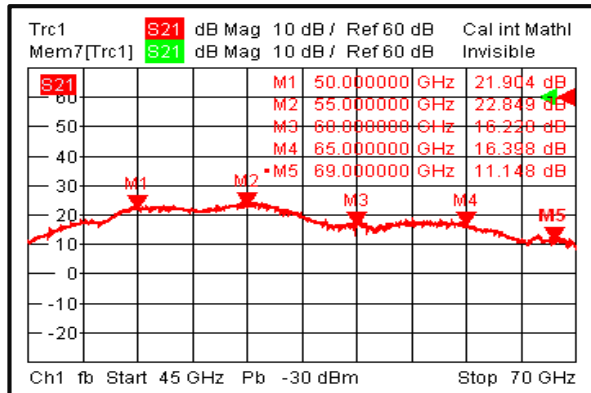
Each RF - Lambda amplifier will go through power and temperature stress testing.

Since the die, ICs or MMICs are fragile, these are not covered by warranty. Any damage to these will NOT be free to repair.

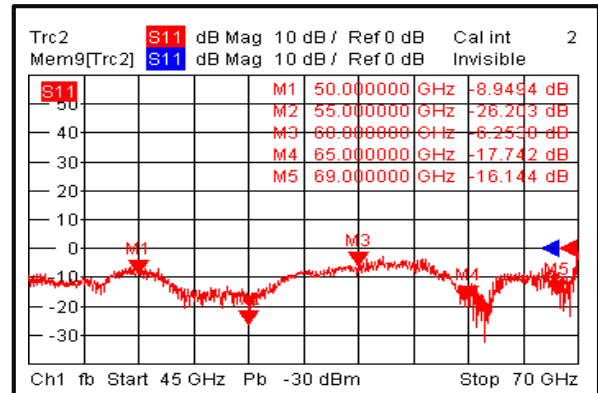


Typical Performance Plots

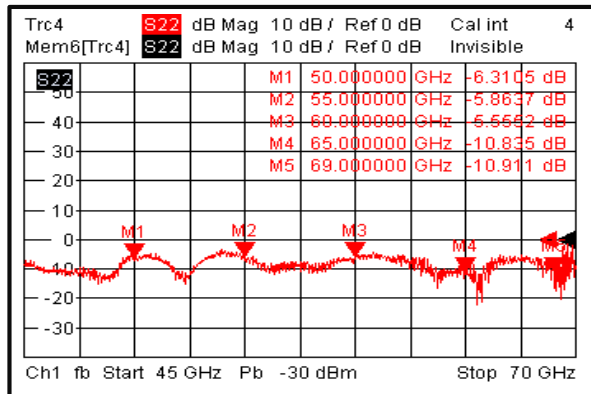
**Gain**



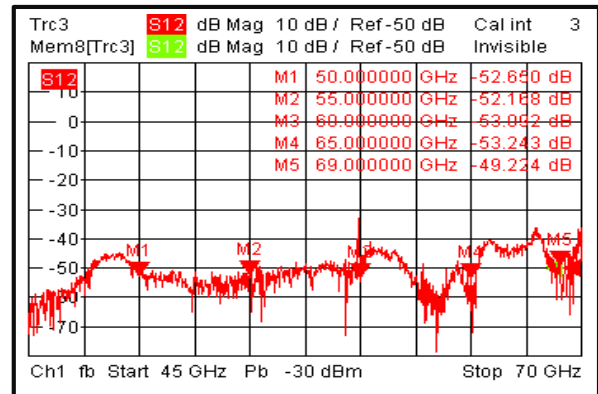
**Input Return Loss**



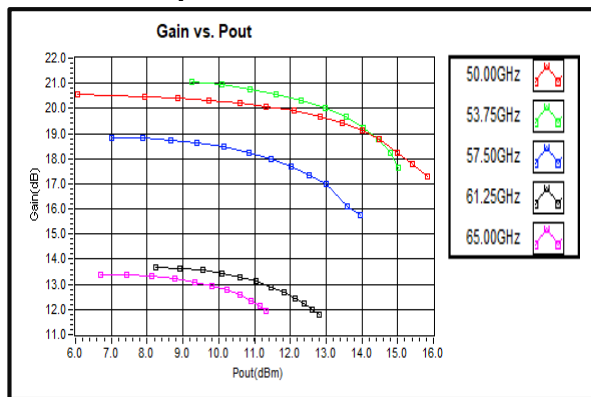
**Output Return Loss**



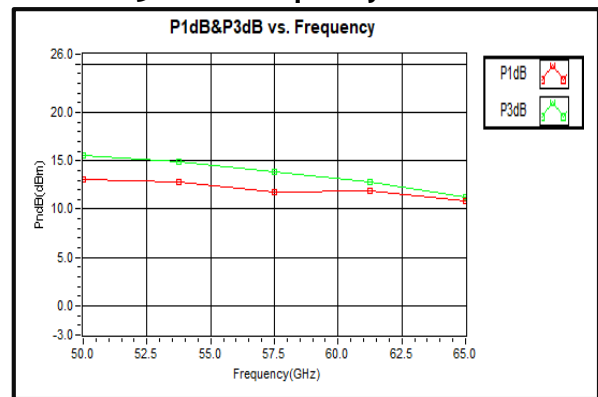
**Isolation**



**Gain vs. Output Power**



**P1dB & P3dB vs. Frequency**

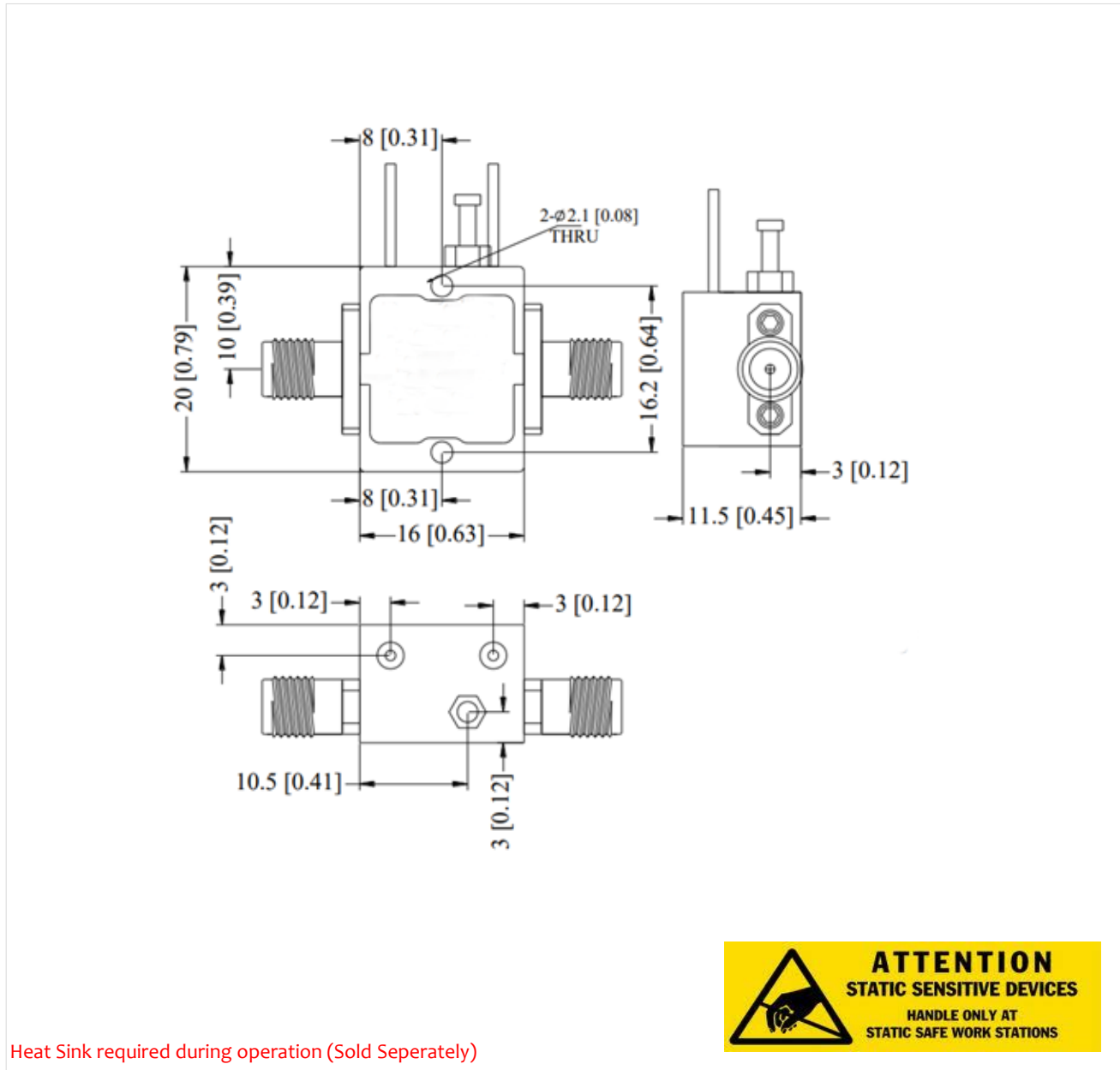


Wide Band Low Noise Amplifier 50-69GHz



**Outline Drawing:**

All Dimensions in mm [inches]



Wide Band Low Noise Amplifier 50-69GHz

**Important Notice**

The information contained herein is believed to be reliable. RF-Lambda makes no warranties regarding the information contained herein. RF-Lambda assumes no responsibility or liability whatsoever for any of the information contained herein. RF-Lambda assumes no responsibility or liability whatsoever for the use of the information contained herein. The information contained herein is provided "AS IS, WHERE IS" and with all faults, and the entire risk associated with such information is entirely with the user. All information contained herein is subject to change without notice. Customers should obtain and verify the latest relevant information before placing orders for RF-Lambda products. The information contained herein or any use of such information does not grant, explicitly or implicitly, to any party any patent rights, licenses, or any other intellectual property rights, whether with regard to such information itself or anything described by such information. RF-Lambda products are not warranted or authorized for use as critical components in medical, life-saving, or life sustaining applications, or other applications where a failure would reasonably be expected to cause severe personal injury or death.